



**The survey was conducted by YouGov on behalf of the Traveller Movement to investigate the levels of prejudice toward Gypsies and Travellers.**

## **Sample**

All figures, unless otherwise stated, are from YouGov Plc. Total sample size was 2174 adults. Fieldwork was undertaken between 29th September - 2nd October 2017. The survey was carried out online. The figures have been weighted and are representative of all GB adults (aged 18+).

For this nationally representative survey YouGov used a sophisticated sampling matrix, which draws a random sample of representative respondents based on age, gender, region where they live (plus some attitudinal demographics – e.g. newspaper readership, financial status – were used to ensure that the correct profile of respondents were invited to participate). The pre-selected respondents were emailed and invited to take part in the survey and, according to the responses received, a small weighting factor was applied to address any imbalances in the sample at the analysis stage.

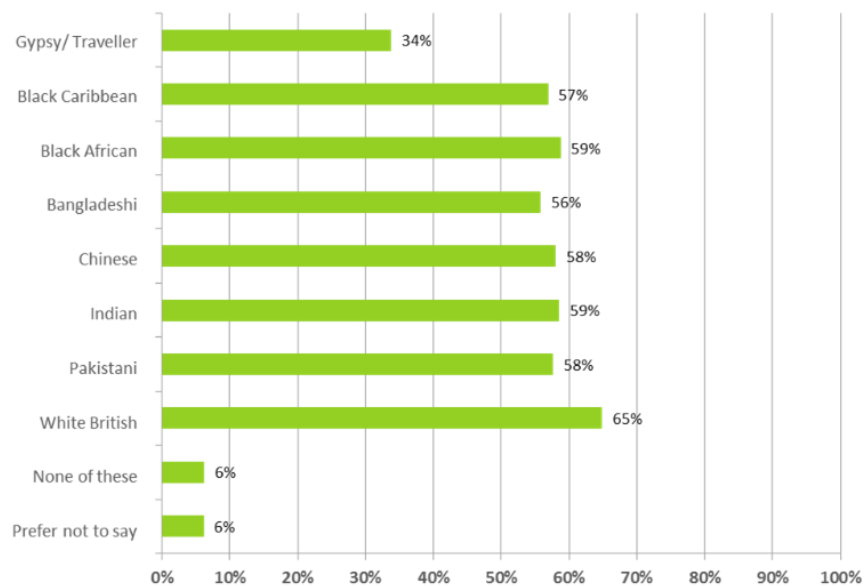
## Key Findings

### Ethnic group

**Only a third (34%) of all GB adults consider Gypsy/Traveller to be an ethnic group.**

- This is significantly lower when compared to other ethnic groups; for example 65%, 59% and 57% consider White British, Indian and Black Caribbean to be ethnic groups respectively.

*Which, if any, of the following do you consider to be ethnic groups? (Please select all that apply)*



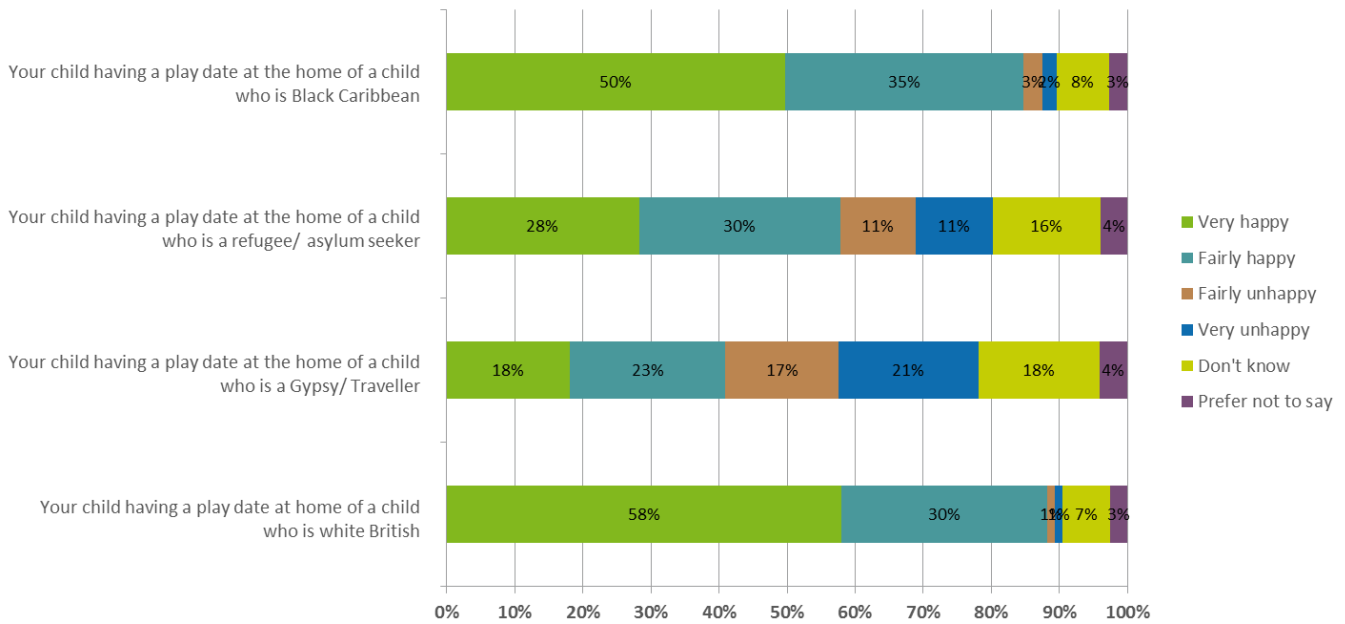
Unweighted base: All GB adults (2174)

**Whether parents would be happy with their child having a play day with another child** (charts available on the next page)

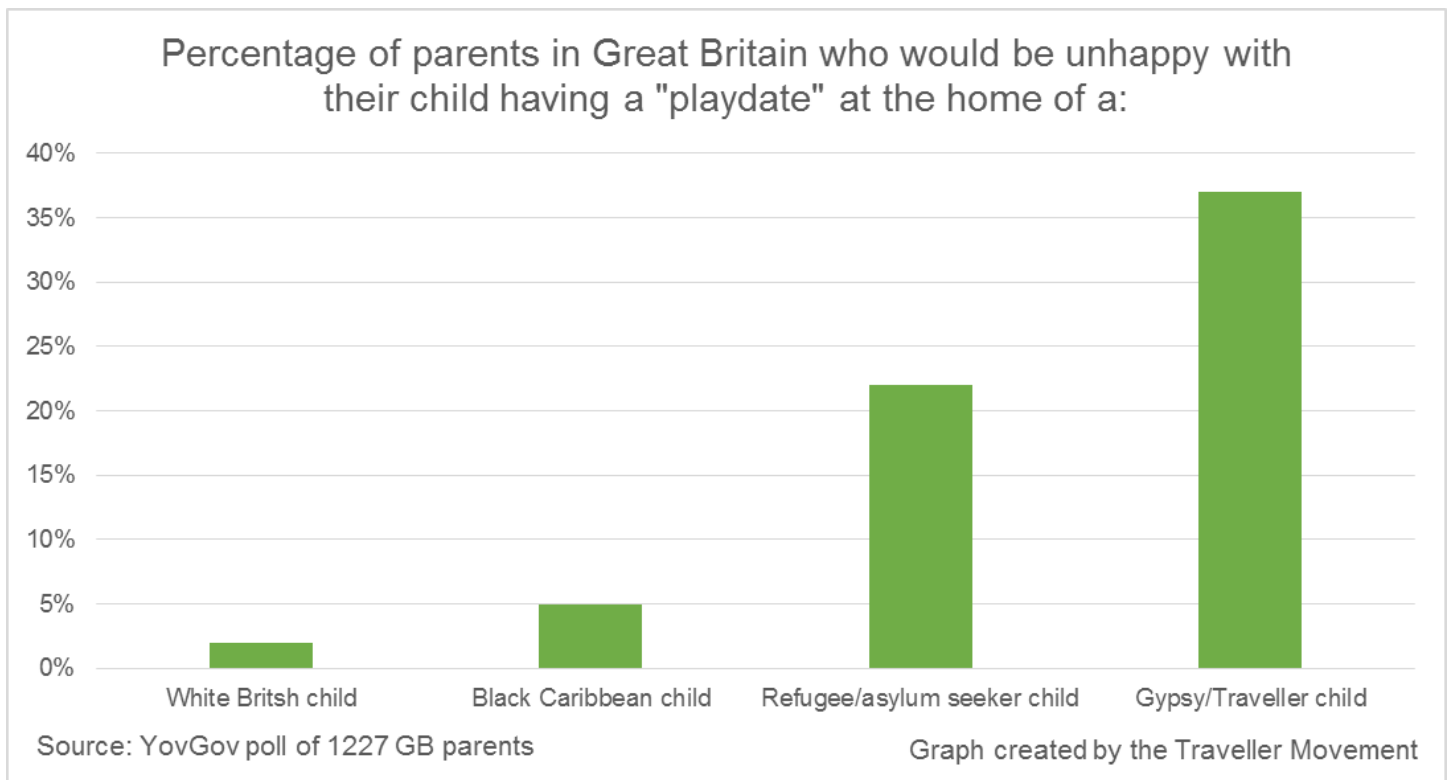
**Only four in ten (41%) GB parents said they would be happy with their child having a playdate at the home of a Gypsy/Traveller.**

- This contrasts with 88%, 85% and 58% who said they would be happy with their child having a playdate at the home of a child who is White British, Black Caribbean and Refugee/asylum seeker respectively.
- **GB parents were significantly more likely to say they would be unhappy with their child having a playdate at the home of a Gypsy/Traveller child. Just 5% of GB parents said they would be fairly unhappy/very unhappy with their child having a playdate at the home of a child who is Black Caribbean compared to 37% of GB parents who said they would be fairly unhappy/very unhappy with their child having a playdate at the home of a child who is a Gypsy/Traveller.**

## To what extent, if at all, how happy or unhappy would you be with the following scenario?



Unweighted base: All GB parents (1227)

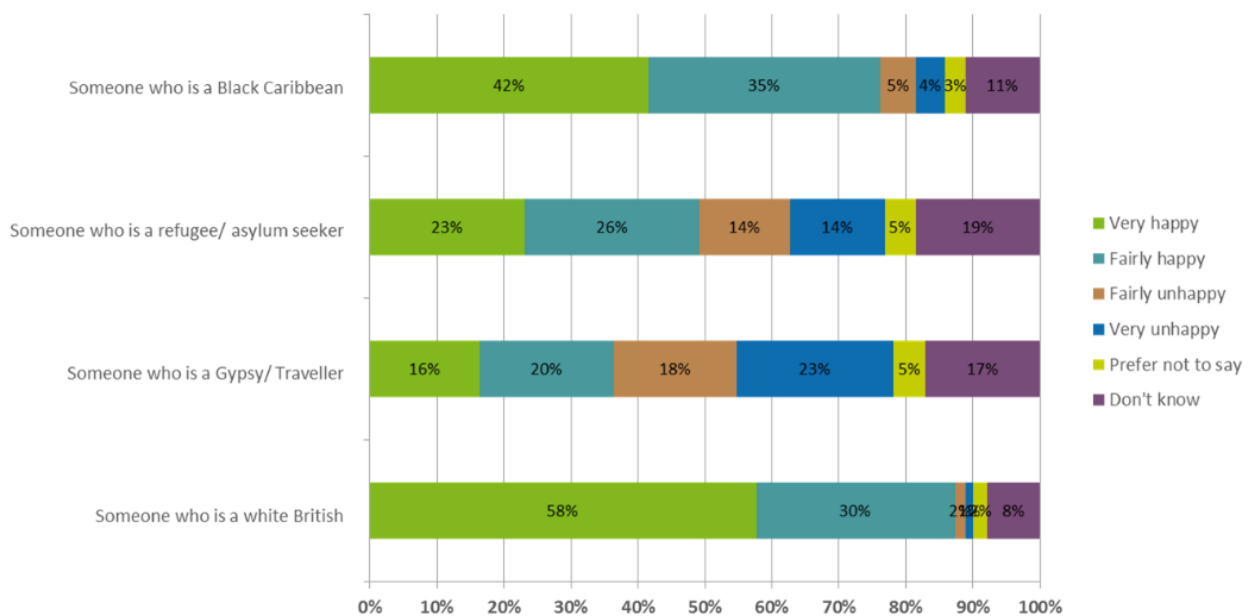


**On being happy with a close relative (e.g. sibling, child, parent etc.) having a long-relationship or marriage with different ethnic groups.**

**One in four (42%) of GB adults said they would be unhappy with a close relative having a long-term relationship or marriage with a Gypsy/Traveller.**

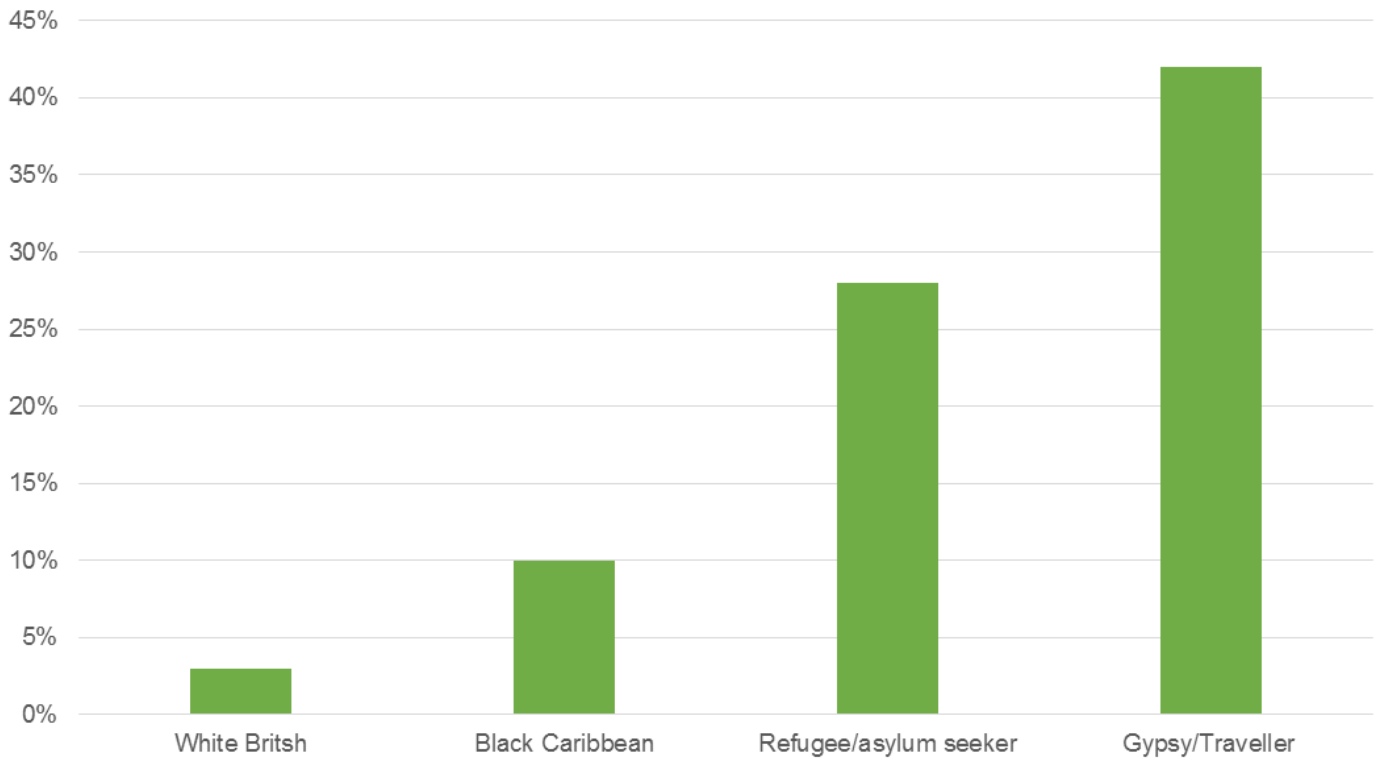
- Gypsy/Traveller was the only group out of those listed in which the “net unhappy” was larger than the “net happy”.
- This compares with 28% 10% and 3% of GB adults being unhappy with a close relative having a long-term relationship or marriage with a person who is a refugee/asylum seeker, Black Caribbean or White British respectively.

**How happy or unhappy would you be with a close relative (e.g. sibling, child, parent etc.) having a long-relationship or marriage with the following type of person?**



Unweighted base: All GB adults (2174)

Percentage of adults in Great Britain who would be unhappy with a close relative having a relationship with a person who is:



Source: YouGov poll of 2174 GB adults

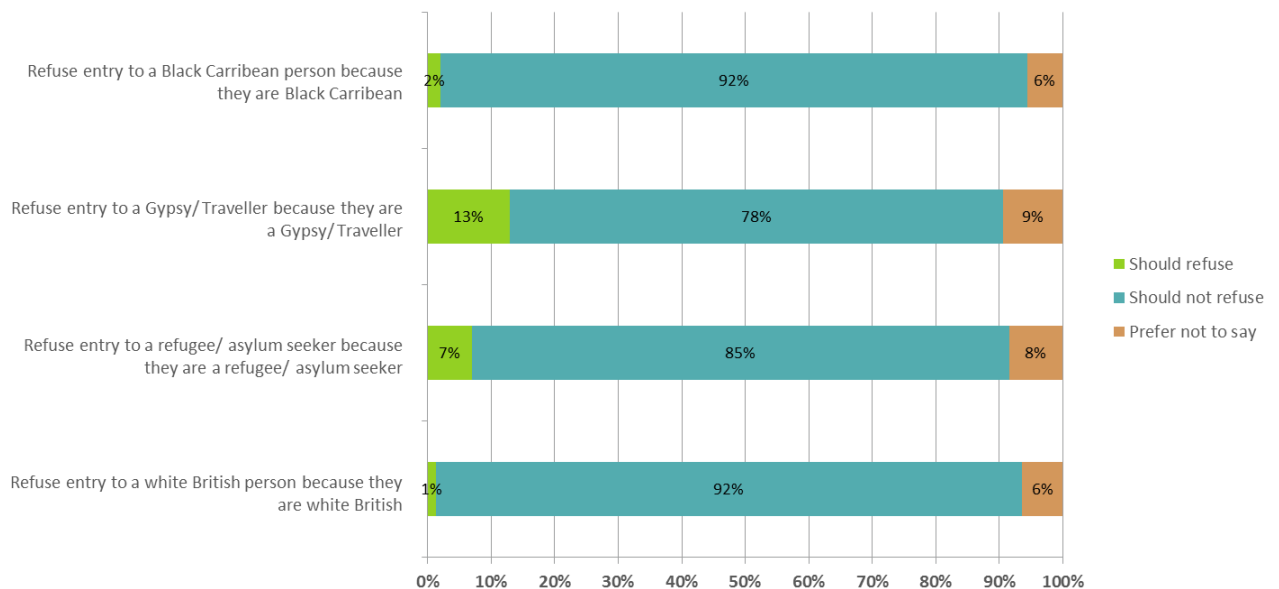
Graph created by the Traveller Movement

## On whether pubs/restaurants should refuse entry to someone based on their ethnic identity

Over one in ten (13%) GB adults believed pubs and restaurants should refuse entry to a Gypsy/Traveller because they are a Gypsy/Traveller.

- This is significantly higher than any other group listed, for example 1% and 2% said pubs and restaurants should refuse entry to a person because they are White British or Black Caribbean respectively.

## Do you think pubs and restaurants in the UK should or should not refuse entry for the following type of person?



Unweighted base: All GB adults (2174)

## On what comes to mind when you think of someone who is a Gypsy/Traveller

The majority of the responses to this question were negative, with many references to ill-informed cultural stereotypes around criminality and cleanliness. As the word cloud on the next page demonstrates. Note: this word cloud was created by the Traveller Movement. Defined and calculated by Traveller movement, 2017

