

The Traveller Movement scoping study on Elective Home Education

Results from EHE FOI requests

We sent FOI requests to 31 Local Authorities across the country, targeting areas that showed large disproportionality between the number of GTR pupils in primary compared with secondary schools. A much higher number of GTR pupils in primary schools could show that a substantial number of families have opted for home education instead of secondary school.

We received substantive responses from 22:

Barking and Dagenham	Gloucestershire	Rotherham
Blackburn with Darwen	Halton	Slough
Blackpool	Haringey	Tower Hamlets
Buckinghamshire	Havering	Wakefield
Cheshire West and Chester	Kent	Warwickshire
Derbyshire	Leicestershire	Wigan
Durham	North Yorkshire	
Essex	Northamptonshire	

We received data from Doncaster on the 29th August and therefore too late to be included in the findings.

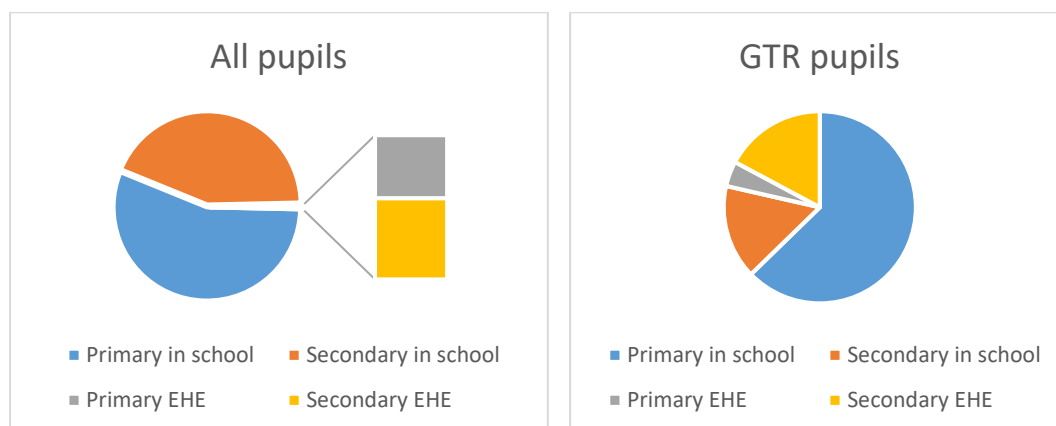
We received either no response or insufficient data from 8:

Darlington	Lancashire	Surrey
Ealing	Oxfordshire	Worcestershire
Hertfordshire	Staffordshire	

Main Findings

The majority of areas had an increase in the number of all pupils opting for EHE over the 6 years of data. The number also increased by age, with a noticeable jump in numbers around year 7 and year 8. This was the case for all EHE pupils but particularly noticeable in the number of GTR children opting for EHE.

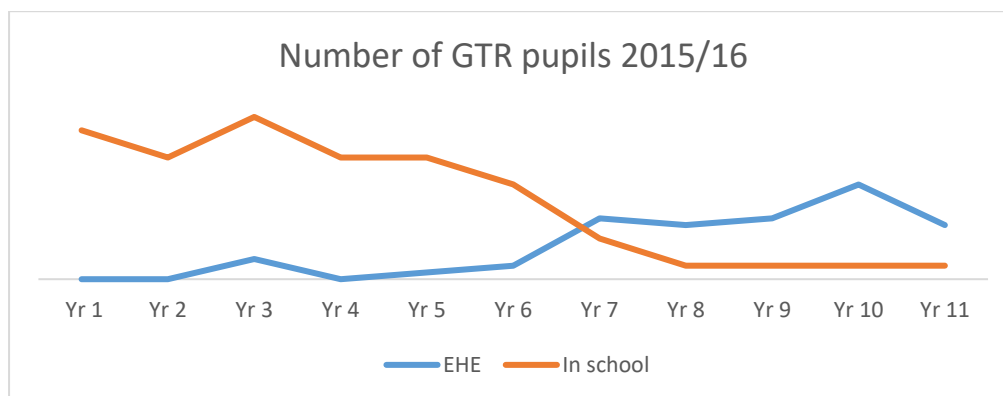
2015/16 data from 3 randomly selected areas show where pupils are educated. This patterns are representative of most Local Authority data provided to us.



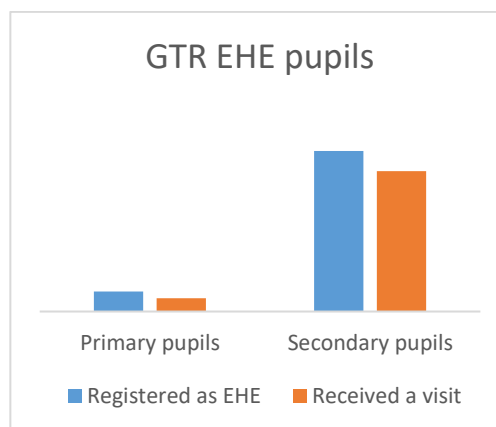
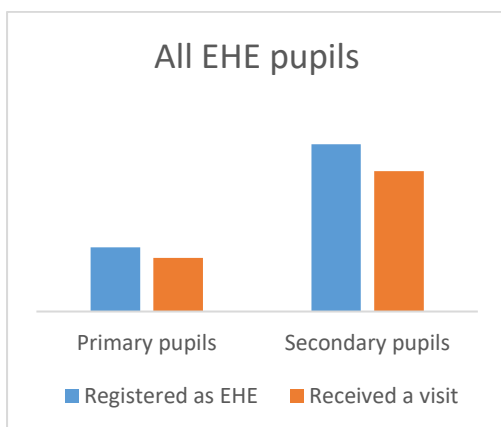
By asking for data covering 6 years, we were able to ‘track’ a cohort through different stages of school. The table below shows numbers of GTR pupils by year group from Cheshire West and Cheshire, it follows patterns seen in many other LAs.

	2010/11	2011/12	2012/13	2013/14	2014/15	2015/16
Year 1	12	18	18	19	16	22
Year 2	20	13	20	15	24	18
Year 3	9	19	14	18	16	24
Year 4	8	13	20	13	19	18
Year 5	13	12	11	15	16	18
Year 6	9	12	14	10	14	14
Year 7	1	4	6	3	3	6
Year 8	6	1	4	3	2	2
Year 9	6	4	3	2	2	2
Year 10	3	2	0	0	2	2
Year 11	3	3	2	1	0	2

Data from Cheshire West and Chester is fairly representative of patterns seen in data from all areas. The total number of GTR pupils recorded within the LA by the end of secondary school is far smaller than the number of GTR pupils attending primary schools.



The same data also provides a snapshot of numbers of visits in comparison with number of EHE pupils. In areas that recorded visits to EHE children, the number of visits was usually slightly lower than the total number of EHE children.



June 2018



Very few LAs issued school attendance orders and even fewer brought prosecutions against breaches of attendance orders.

There was limited information on pupils returning to education following a period of EHE and very few tracked GTR pupils following a school exclusion. This is where we believe a large number of families opt for EHE.

No Local Authorities collected data on qualifications gained by home educated young people.

1. What system is used to monitor home educated children in your local authority and who holds the responsibility for this monitoring?

- 6 LAs report that they use internal spreadsheets/database/IT systems
- 3 use the Synergy database
- 5 use other named database systems: Impulse, Capita ONE, Mosaic, ONE, Liquidlogic
- In 13 of the Local Authorities the responsibility for EHE is within another broader educational/pupil services team.
- 7 LAs mentioned specific EHE posts with officers responsible for those children.
- Most Local Authorities were clear in their answers that they do not monitor EHE pupil's progress or how they are educated, they only keep track of which families have opted for EHE.

2. Has the system for monitoring home educated children in your local authority changed over the period 2010/11 to 2015/16 and, if so, how?

No – 12

Yes – 10

Changes include:

- Involvement of external providers
- Changes to system used to record data

3. Any policies the Council has regarding home education, together with any related equality impact assessments.

- 17 sent copies of their EHE policy
- 5 LAs did not have a specific policy relating to EHE
- None had carried out equality impact assessments of these policies

4. Any policies the Council has regarding the education of Gypsy, Roma and Traveller children.

- Only one of the targeted LAs had a policy specifically looking at GTR education.
- 6 provided information of either the teams responsible for GTR education within their area or a link to information about services for GTR families.

5. Minutes of all council meetings within the past 5 years in which home education and/or child safeguarding policies have been discussed.

- One LA provided minutes.
- The remaining 21 either cited section 12 (time limit) or provided a link to online archives of minutes from council meetings and recommended searching them by key word.

6. Total number of children in local authority (at primary level and secondary)

7. Total number of Gypsy, Roma and Traveller children in local authority

- 2 LAs do not hold this data

- 3 held data for some of the years but not all. One of these LAs stated section 12 (timescale) as a reason to not provide the missing years' data
- 2 directed us to DfE stats on number of pupils within schools in the LA
- One stated that the data they hold is only of children within state-maintained schools and who are EHE, not a total number of all children
- 14 provided numbers. We do not know how many of these figures relate to pupils in state-maintained schools along with recorded EHE children. It would be possible to cross-reference to see if they are the sum of the numbers provided for questions 8 and 9.

8. a. Total number of children recorded as being home educated

- 14 LAs provided all the data requested for this question
- 5 provided data for some of the years but not all
- 2 did not hold numbers broken down by year group but provided a total number of home educated young people for each year
- One LA held this data from the current academic year but not before 2016

The majority of areas had an increase in the number of pupils opting for EHE over the 6 years of data. The number also increased by age, with a noticeable jump in numbers around year 7 and year 8.

Using 2015/16 data from 3 randomly selected areas, on average 0.44% of primary and 0.89% of secondary age children in a local authority are home educated.

b. Total number of children recorded as being educated in a school

- 17 LAs provided all the data requested for this question
- One provided a single sum total for all children attending schools in the area
- One provided data for some of the years but not all
- 2 did not hold numbers broken down by year group but provided a total number of pupils for each year
- One school only provided data for the current academic year for this question

9. a. Total number of Gypsy, Roma & Traveller children recorded as being home educated

- 12 LAs provided all the data requested for this question
- 4 provided data for some of the years but not all
- 2 did not hold numbers broken down by year group but provided a total number of home educated GTR young people for each academic year
- One LA held this data from the current academic year but cited section 12 as reason not to provide numbers from before 2016
- One LA did not hold this data from before 2016
- Two LAs did not have this data available

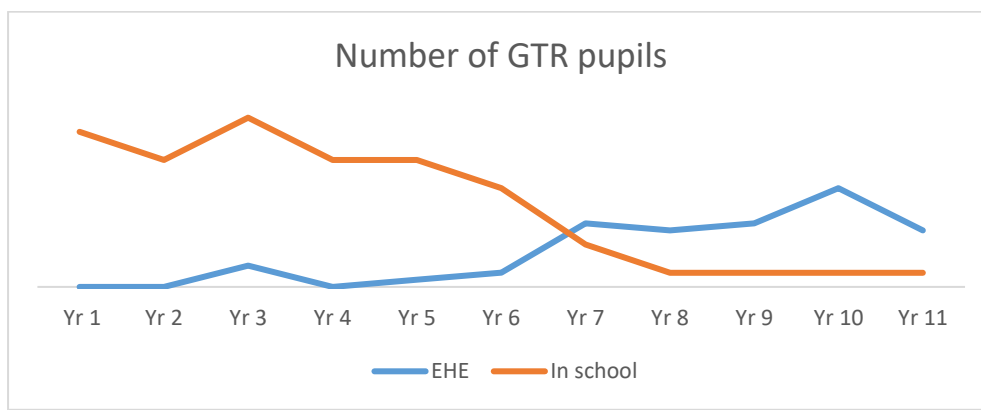
b. Total number of Gypsy, Roma & Traveller children recorded as being educated in a school

- 17 LAs provided all the data requested for this question
- 2 provided data for some of the years but not all

- One did not hold numbers broken down by year group but provided a total number of GTR pupils for each academic year
- One LA hold this data from the current academic year but cited section 12 as reason not to provide numbers from before 2016
- One LA stated that this data was not available

Using 2015/16 data from 3 randomly selected areas, on average 1.91% of all GTR children of primary age and 24.97% of secondary age recorded as being educated within a local authority are EHE.

2015/16 data from Cheshire West and Chester is fairly representative of patterns seen in data from all areas. The total number of GTR pupils recorded within the LA by the end of secondary school is far smaller than the number of GTR pupils attending primary schools.



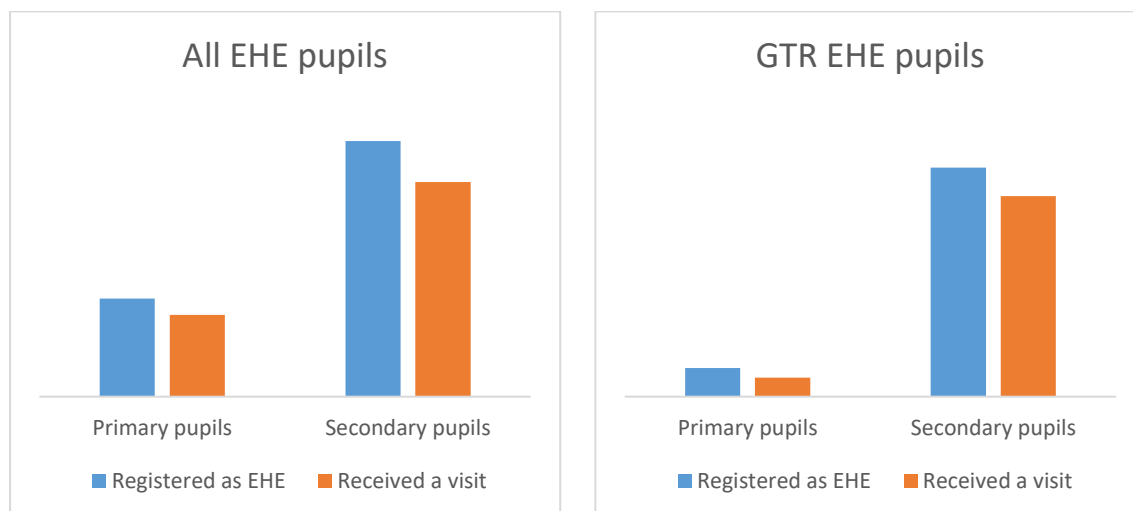
10. Total number of home educated children visited by an education officer

- 3 LAs provided all the data requested for this question
- 7 provided data for some of the years but not all
- 3 LAs held this data from the current academic year but not before 2016
- 5 did not hold this data
- One gave a single number across all six years
- 2 cited section 12 as reason to not provide this information
- One did not record cases but explained they aim to visit all EHE children once each year

11. Total number of GTR children visited by an education officer

- 3 LAs provided all the data requested for this question
- 6 provided data for some of the years but not all
- 3 LAs hold this data from the current academic year but not before 2016
- 7 did not hold this data
- 2 cited section 12 as reason to not provide this information
- One did not record cases but explained they aim to visit all EHE children once each year

2015/16 data from Cheshire West and Chester provides a fairly representational snapshot of numbers of visits in comparison with number of EHE pupils. In areas that recorded visits to EHE children, the number of visits was usually slightly lower than the total number of EHE children.



12. Total number of school attendance orders issued to GTR children

- 15 LAs provided all the data requested for this question
- 3 provided data for some of the years but not all
- 3 provided one single number, unsure if it relates to all six years or to the current year
- One did not hold this data

13. Total number of school attendance orders issued to non-GTR children

- 15 LAs provided all the data requested for this question
- 2 provided data for some of the years but not all
- 3 provided one single number, unsure if it relates to all six years or to the current year
- One LA cited section 12 for this question
- One LA said they do not hold this data, despite providing a number for question 12

Most LAs reported very few school attendance orders annually, with no areas issuing orders every year. The exception was Essex, whose information is below. Although a high number of school attendance orders were issued to GTR pupils, Essex claimed they do not hold data on the number of orders issued to non-GTR pupils. For this reason it is difficult to compare their stance on GTR families to their approach when working with the wider population.

	2010/11	2011/12	2012/13	2013/14	2014/15	2015/16
Primary	Not available	18	7	5	5	9
Secondary				12	20	28

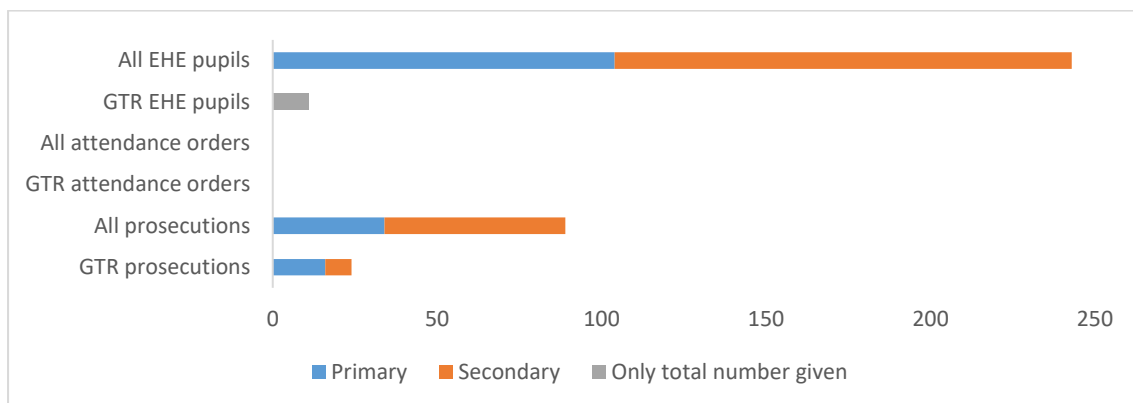
14. a. Number of prosecutions brought for breach of school attendance order (GTR children) b. Number of prosecutions brought for breach of school attendance order (non-GTR children)

- 14 LAs provided all the data requested for this question
- 2 LAs provided data for some of the years but not all

- 3 provided one single number for all 6 years
- One LA cited section 12 for part b but provided numbers for part a
- One said they do not hold this data
- 1 LA held data for some years regarding all pupils but did not have a breakdown by ethnicity for any years

Very few prosecutions were brought for breaches of school attendance orders, the majority of local authorities that provided data showed that most years they did not bring any.

The only exception to this trend was in Haringey where, despite recording less than 5 school attendance orders issued to any pupil within the entire six year period, each year the council prosecuted a high number of families for breaching attendance orders. The graph below shows data from 2015/16.



15. a. Number of GRT children who returned to full-time education in a school, college or alternative provider after being home educated for a term or more, following a school attendance order

b. Number of GRT children who voluntarily returned to full-time education in a school, college or alternative provider after being home educated for a term or more

- 7 LAs provided all the data requested for this question
- 4 LAs provided data for some of the years but not all
- 2 provided one single number for all 6 years
- One stated that they hold this data but not in an accessible format
- 7 said they do not hold this data
- One holds this data for 2016 onwards but not before

No Local Authorities reported GTR children returning to education following a school attendance order. Whilst not many LAs gave school attendance orders to GTR children in the years 2010-16, some school attendance orders were issued to families and, other than one LA, no others recorded any prosecutions brought for breach of attendance order.

LAs that sent us data on GTR pupils voluntarily returning to education showed small numbers, some pupils did return both at primary and secondary level.

- 16. a. Number of GRT children in the area lawfully excluded (both fixed-period and permanently) from school who, following their exclusion were recorded as being home educated**
- b. Number of GRT children in the area lawfully excluded (both fixed-period and permanently) from school who, following their exclusion were registered at another school**
- c. Number of GRT children in the area lawfully excluded (both fixed-period and permanently) from school who, following their exclusion no information is held**
- 5 LAs provided all the data requested for this question
 - 6 LAs provided data for some of the years/parts of the question but not all
 - One stated that they hold this data but not in an accessible format
 - 9 said they do not hold this data
 - One holds this data for 2016 onwards but not before

Only one LA showed pupils opting for EHE following an exclusion and six Local Authorities showed numbers of GTR pupils registering at other schools. These figures are not likely to be realistic, exclusions can often be a reason for families to withdraw from the education system. Most LAs were able to provide numbers of GTR exclusions, these statistics can also be found online within the DfE website.

- 17. Number of home educated children who achieved at least five A*-C grades at GCSE**
- 18. Number of home educated GTR children who achieved at least five A*-C grades at GCSE**
- 19. Number of home educated children who achieved at least one A*-C grade at A Level**
- 20. Number of home educated GTR children who achieved at least one A*-C grade at A Level**

None of the Local Authorities had this data.